



*Built to Last. Built for You. Built by Boyd!*

## Oral Surgery Products Catalog



# Your Surgery Center.

## Built by Boyd!





# WE MAKE IT EASIER...

*CUSTOMIZE • QUOTE • DELIVER*

We exist to serve Healthcare professionals, by creating long lasting durable products that are highly efficient. Making it easier to create quality patient care.



**CUSTOMIZATION**

A variety of accessories and configurations, along with a full custom order process, ensure our customers get exactly what they want.



**QUALITY**

Boyd's products are manufactured in the USA and undergo rigorous quality inspections to meet our high standards.



**SUPPORT**

Highly knowledgeable Customer Service and Technical Support representatives combined with a national sales and service network provide assistance when you need it.



**WARRANTY**

Cabinets and chairs are backed by a three year parts one-year labor warranty in the USA and Canada.

Contents

Surgery Tables .....	2
Surgery Chairs .....	4
Exam and Minor Procedure Chairs .....	6
Chairs Accessories .....	8
Chairs Accessories .....	9
Mobile Instrument Tables.....	10
Operatory Lights.....	11
LED Exam Lights.....	12
Doctor & Assistant Seating .....	13
Doctor & Assistant Seating .....	14
Prestige Operatory Carts.....	15
Compare Products.....	16
The Boyd Product Warranty.....	17

***Innovation • Integrity • Dependability • Respect • Loyalty***

Office of Dr. Guo,  
Washington Jaw and Facial Surgery  
Bellevue, WA



# Surgery Tables

Comfort for your Patient. Easy controls for you.

## Double articulating headrest

Boyd surgical tables and chairs come standard with choice of lever or Pinch-Lock, double articulating headrests for maximum stability and patient positioning.

The **S2601** Surgery Table is the benchmark in oral surgery tables, featuring a double steel frame, 22 1/2" wide seat and an ergonomic tapered back for easier to the patient. Four quiet, low-voltage, precision movement, DC motors independently operate height, tilt, back, toe adjustment, and powerful vertical lift column base - rated for up to 500 lbs. capacity - with 16" vertical stroke.

2601 Standard / Putty Trim PN: 100-2604  
2601 Standard / Black Trim PN: 100-2604B  
2601 Swivel / Putty Trim PN: 100-2650  
2601 Swivel / Black Trim PN: 100-2650B  
2601 Mobile / Putty Trim PN: 100-2652  
2601 Mobile / Black Trim PN: 100-2652B

## Improved universal IV arm board design

Boyd - Improved design for the universal 8-way arm board mechanism. Reducing downward deflection on the arm board creating comfortable patient ingress and egress.

## Boltaflex Upholstery

Coated with PreFixx® protective finish

## Tapered back with rail mounts

S2601's tapered back promotes doctor ergonomics, allowing close patient access on either side. Boyd's propriety accessory mounting rails add flexibility from arm board and / or accessory positioning.

## Multi-function tethered foot control

Detachable quad-function. Programmable with three memory settings, emergency stop, & position lock-out buttons.

## Standard, swivel, or mobile base

S2601's base options fit the need of your operatory suite.

## S2601 / S2605 Chair Positions



Home



Supine



Trendelenburg

## S2601 / S2605 Base



Standard



Swivel  
350° range of motion



Mobile



**S2605** Rectangular-Shaped back. Design for dermatology or cosmetic surgery procedures where patients often in supine, prone, or lateral recumbent positions. Chair includes all other features of the S2601

S2605 Standard / Putty Trim PN: 100-2614  
S2605 Standard / Black Trim PN: 100-2614B  
S2605 Swivel / Putty Trim PN: 100-2670  
S2605 Swivel / Black Trim PN: 100-2670B  
S2605 Mobile / Putty Trim PN: 100-2672  
S2605 Mobile / Black Trim PN: 100-2672B



## Back Rail

Provides additional patient positioning.  
PN: 68-2000



## Hand Control

( Optional ) provides alternate method for patient positioning.  
PN: 13750K



# Surgery Chairs

Complete flexibility for the highest care level.

## Choice of Double Articulating Headrest

Choose between Boyd's Lever-Lock or Pin-Latch style surgical headrest.



The **2610-series** surgery chairs features a durable steel frame, ergonomic, thin-tapered back, quiet, and low-voltage DC motor for precision movement of height, tilt, back, & toe adjustment. Operated by programmable foot control. Cantilever-style base has a height of 19" with 14" vertical stroke. Body restraint straps and in-seat, duplex 115v AV, medical grade replacements are all standard features. Rated for up to 50 lbs. lift capacity.

S2614 Quad Function Surgical Chair with flat plate and corded foot control.

Putty Frame, Standard Foam and Vinyl [PN: 100-2694](#)

Black Frame, Standard Foam and Vinyl [PN: 100-2694B](#)

## Back and sitting options

Pictures here with plush "A" Style

## Choice of Mount or Compensating arm boards

Pictures here with plush "A" Style

## Boltaflex Upholstery

Coated with PreFixx® protective finish for easy cleaning and color fastness. Back and seat stitching options

## Multi-function foot control

Programmable with three memory settings, emergency stop, & position lock-out buttons.

**Low voltage DC actuators (motors)**  
Precise, smooth, and quiet movement for patient positioning.

## Surgery Chair Positions



Home



Supine



Trendelenburg

**S2615 Tri-function Surgery Chair** with flat plate and corded foot control.

Putty Trim [PN: 100-2695](#)

Black Trim [PN: 100-2695B](#)

*S2614 pictured with Ultraleather Pro™ "Nile," Style A Upholstery, LL-69 Lever-lock Prosthetic Pillow Headrest, PA-110 Patient Arm Universal Rail Mount, IV-119 Multi Position IV Arm Board Universal Rail Mount, Putty Trim.*

*S2615 pictured with Grand Sierra™ Navy, Style A Upholstery, LL-69 Lever-lock Prosthetic Pillow Headrest, PA-110 Patient Arm Universal Rail Mount, IV-119 Multi Position IV Arm Board Universal Rail Mount, Putty Trim.*



## Hand Control

( Optional ) provides alternate method for patient positioning.

S2601 [PN: 15-3750K](#)

2615 / 2614 [PN: 15-3721](#)

Input Module [PN: 95-3547](#)



## Back Rails

( Optional for S2615 / S2614 ) provides alternate patient arm positioning.

[PN: 68-2000](#)



## Duplex Accessory outlet

115vAC amps.



# Exam and Minor Procedure Chairs

Complete flexibility for the highest care level.

**Choice of Double Articulating Headrest**

Choose between Boyd's Lever-Lock or Pin-Latch style surgical headrest.

The 3010LS Exam / Procedure Chairs features all-steel frame construction, winged-style back, two pieces seat, synchronized drop toe, flip-down patient arm rest, programmable foot controls with "return to home" button. The snap-on / snap-off upholstery is offered in vinyl with standard foam and clear plastic foot protector.

E3010LS Putty Base [PN: 100-3035](#)  
E3010LS Black Base [PN: 100-3035B](#)

**Upgrade to Ultraleather Pro and Memory Foam**  
For added patient comfort

**Versatile Chair arms**

Swing arms down out of the way for patient entry and exit.

**Low voltage DC actuators (motors)**

Precise, smooth, and quiet movement for patient positioning.

**Synchronized drop-toe seat**  
Designed to raise and lower in unison with the back movement.

**Exam / Procedure Chair Standard:**  
All steel frame construction, winged-back style, two piece set with synchronize drop toe.



**S2914**  
The S2914 Surgical Chair is recognizable for its durable and modern design. With an array of customization options, this chair will fit perfectly into your oral surgery or medical office, where you can rely on its performance and reliability for years to come.

S2914 Putty Base [PN: 100-2914T](#)    Prone Arms [PN: 68-6522](#)  
S2914 Black Base [PN: 100-2914TB](#)



**E5550X Exam / Patient Chair**  
Flip-down toe board and patient arm rest, cantilevered lift style base 14" vertical stroke, membrane-style hand controls with emergency stop and "return to home" button. Returns patient to up-right position. Snap-on / snap-off upholstery with vinyl and standard foam.

E5550X Putty Base / 115vAC [PN: 100-5550X](#)  
E5550X Black Base / 115vAC [PN: 100-5550XB](#)



**E530 Exam / Image Chair**  
Manually adjustable seat, patient arm rests, pump or electric vertical lift-style base. 360° swivel base. Snap-on / snap-off upholstery with vinyl and standard foam & clear plastic foot cover. Optional Upgrade: Ultraleather Pro Upholstery.

E530 Pump Base, Putty Trim [PN: 100-5307](#)  
E530 Pump Base, Black Trim [PN: 100-5307B](#)



**E535 Exam / Image Chair**  
Manually adjustable seat, patient arm rests, pump or electric vertical lift-style base. 360° swivel base. Snap-on / snap-off upholstery with vinyl and standard foam & clear plastic foot cover. Optional Upgrade: Ultraleather Pro Upholstery.

E535 Electric Base, Black Trim [PN: 100-5357B](#)



**PTC653 Patient Transfer / Recovery Chair**  
Three recliner positions, manual full range back rest, trendelenburg capability, four - 5" locking swivel casters, two-swing-up 11"x18" utility tables, transport handle on back with release lever and choice of upholstery color.  
*Shown with Black, Group "A" upholstery.*

PTC653 with Standard [PN: 100-6531](#)  
IV Bottle Hanger [PN: 95-9809](#)



# Chairs Accessories

## Headrest Options.

All Boyd chairs comes standard with your choice of headrest. Choose your style based on your needs.



Range of Motion

**Pinch-Lock Release Headrest**  
Dual articulating headrest. Pinch tabs for positioning and release to lock. Allows headrest to be positioned over the back for smaller patients.



Range of Motion

**Lever-Lock Release Headrest**  
Dual articulating headrest. Release lever, positions and lock in place. Allows headrest to be positioned over the back for smaller patients.



**PL-49**  
Pinch-Lock Pillow Prosthetic  
Putty Trim: [PN: 67-1549](#)  
Black Trim [PN: 67-1549B](#)



**LL-69**  
Lever-Lock Pillow Prosthetic  
Putty Trim: [PN: 67-1569](#)  
Black Trim [PN: 67-1569B](#)



**PL-42**  
Pinch-Lock Pillow Prosthetic with Foam Supports  
Putty Trim: [PN: 67-1548](#)  
Black Trim [PN: 67-1548B](#)



**LL-62**  
Lever-Lock Pillow Prosthetic with Forearm Support  
Putty Trim: [PN: 67-1562](#)  
Black Trim [PN: 67-1562B](#)



**PL-53**  
Pinch-Lock with Magnetic Pillow  
Putty Trim: [PN 67-1553](#)  
Black Trim [PN: 67-1553B](#)



**LL-63**  
Lever-Lock Flat with Magnetic Pillow  
Putty Trim: [PN: 67-1563](#)  
Black Trim [PN: 67-1563B](#)



**PL-54**  
Pinch-Lock with Magnetic Pillow & Forearm Support  
Putty Trim: [PN 67-1554](#)  
Black Trim [PN: 67-1554B](#)



**LL-64**  
Lever-Lock Flat with Magnetic Pillow & Forearm Support  
Putty Trim: [PN: 67-1564](#)  
Black Trim [PN: 67-1564B](#)



**LL-8 ( 2601 & 2605 Only )**  
Lever-Lock Tapered Rectangle  
Putty Trim: [PN: 67-1508](#)  
Black Trim [PN: 67-1508B](#)



**LL-10**  
Lever-Lock Omega-Shaped  
Putty Trim: [PN: 67-1560](#)  
Black Trim [PN: 67-1560B](#)

# Chairs Accessories

## Armrest Options.

Rail-Mount arm boards and accessories slide on Boyd's Rail-Mount System. Rails allow front-to-back, up-and-down, and rotational positioning. All Rail-Mont accessories are universal left or right mounting.



**PA-110 Patient Arm**  
Putty Trim: [PN: 68-6223](#)  
Black Trim [PN: 68-6223B](#)



**IV-119 Multi-Position IV Arm Board**  
Putty Trim: [PN: 68-6266](#)  
Black Trim [PN: 68-6266B](#)



**IV-123 Multi-Position IV Board**  
Putty Trim: [PN: 68-6271](#)  
Black Trim [PN: 68-6271B](#)

Compensating Arm Boards adjust automatically with chair back movement. All arms are interchangeable from side to side, removable, and adjustable. IV arms rotate in multi-positions with the touch of a lever. Arms drop to side and out of way for patient access / egress. Locking action olds the arm stable during surgical procedures.



**PA-220 Patient Arm**  
Putty Trim: [PN: 68-6224](#)  
Black Trim [PN: 68-6224B](#)



**IV-219 Multi-Position IV Arm Board**  
Putty Trim: [PN: 68-6272](#)  
Black Trim [PN: 68-6272B](#)

**For models S2614 and S2615 only.**  
**Compensating arm mechanism [PN: 95-2628](#)**  
**Required for Comp arm configuration.**

Choose your upholstery style.



**"A" Style** Cross-Stitched back and seat sections.



**"B" Style** Cross-Stitched back



**"D" Style** Side-Stitched back and seat / toe sections.



**"MF" Memory Foam** Side-Stitched back and seat / toe sections. Requires upgrade to Ultraleather Pro Upholstery.

**Embroidery Options** Customize wit beautifully stitched brand, practice name, or design on the toe section of your treatment chair.





# Mobile Instrument Tables

Large workspaces for your instruments.

The MIT 6010/7010 offers large surfaces to keep all your instruments close at hand. Choose between the traditional stainless steel or Kydex® Anatomical surfaces. Kydex® surface is protected with Antimicrobial T MB, a protective system engineered to keep product cleaner, controls odors and prevent microbial growth before it starts.

**Mobile Instrument tables come standard with:** All-steel frame, manual height adjustment, 39" x 24" work surface, radiused corners, four locking swivel casters and height adjustment range from 31.25" to 51.75"



**MIT 6010** with Kydex® Antimicrobial T MB top.  
Putty Trim [PN: 75-7015](#)  
Black Trim [PN: 75-7015B](#)



**MIT 7010** with stainless steel top.  
Putty Trim [PN: 75-7016](#)  
Black Trim [PN: 75-7016B](#)

Add convenience with a MIT-mounted IV bag hanger. The IV hanger can be mounted on a surgery chair, PTC643 patient transfer chair or mobile instrument table.



**IV Bag Hanger** includes mounting brackets and hanger.  
[PN: 95-9820](#)



**Shelf Attachment** optional stainless steel top shelf.  
[PN: 65-0548](#)

# Operatory Lights

The right light makes all the difference.

Boyd's LED Surgery / Exam lights provide the latest in operatory light technology. Each model emits crystal clear, natural white light for the best viability of the oral cavity by using LED's for cool, power efficient, and reliable operation. Diode technology, designed into our modules, emits light in the white to IR spectrum range, avoiding the UV range which could affect UV cure bonding compounds. All lights are FDA listed and UL approved.

**S300 Surgery Light** features crystal clear lighting for use in dental surgery procedures. The high Color Rendering Index with adjustable intensities allows the surgeon to select the optimal setting for best visibility.

- **Three Illumination Modes:** Surgery, Examination, & Dental
- **LCD Touch Pad Display Control Unit**
- **Wireless Remote Operation:** Download the app on compatible devises to operate all features remotely
- **Long life, Low Power Consuming, Cool LED Light Technology:**
  - High Color Range Index (CRI)
  - Selectable Color Temperatures - 3,800K, 4,300K, 4,800K
  - Adjustable Light field Size - Three field sizes range from; 15cm X 9cm in Dental Mode up to 25cm in Surgery Mode
  - Variable intensity ( Brightness ) - Adjustable from 5000 up to 130,000 lux
  - LED Rated Life - 60,000 hours

S300 Surgery Light Ceiling Mount [PN: 600-4525W](#)  
S300 Surgery Light Mobile Mount [PN: 600-4526W](#)  
S300 Surgery Light Battery back-up [PN: 600-4527W](#)



**C600 Exam Light** features Motion Sensor, on / off switch, touch Panel for easy LED adjustable color temperature, and one touch Bond Mode. Handles can be removed to be sterilized.

- **Natural white color ( 5000K )**
- **Variable light intensity**
- **High color rendering index**
- **Optimal focal distance 25.5" to 27.5"**
- **Adjustable, sterilizer-safe hand grips**
- **Three axis head movement for optimum doctor and assistant functionality**
- **Available options include: chair post, ceiling, & wall mount.**

Putty [PN: 600-4600](#)  
Black [PN: 600-4600B](#)





# LED Exam Lights


The latest in technology for the highest quality.

Boyd's C500 Exam Light incorporates a built-in Hight definition camera for video an still capture. The camera can be operated manually at the light head or remotely. Videos or Images can be outputted directly to your office computer system. FDA listed and UL approved.

- Features:**
- Fully inter-graded Medical grade HD camera
  - 30x digital** zoom capability with auto-focus to show oral cavities features in HD detail.
  - Hands free operation** of camera and light operate via fully functional remote control to enable freedom of movement. the camera can be manually controlled by control panel located on the back of the light head. Light has a hands free sensor on the front of the light head for on / off and intensity.
  - Long-life**, low power-consuming, cool LED light technology
  - Hight Color Rendering Index ( CRI )** Boyd suggest hight CRI of Ra 95 which may realize more clear and natural-like color, helping reduce eye fatigue compared to higher brightness with low CRI.
  - Selectable Color Temperature** 3 color temperatures ( 4,000K / 4,500K / 5,000K ) helps to find sustainable and comfortable light color.
  - Detachable Handles** that can be sterilized by autoclave without damage.

C500 Camera Exam Light  
Chair Mount.  
Putty [PN: 600-4530](#)  
Black [PN: 600-4530B](#)  
White [PN: 600-4530W](#)

C500 Camera Exam Light  
Ceiling Mount.  
Putty [PN: 600-4535](#)  
Black [PN: 600-4535B](#)  
White [PN: 600-4535W](#)



Remote [PN: 60-7932](#)

# Doctor & Assistant Seating

Ergonomic & Stylish.

Our comprehensive selection includes a diverse range of doctor and assistant seating models meticulously crafted to align seamlessly with your unique office requirements. Recognizing the utmost significance of ergonomic ingenuity in alleviating doctor and staff fatigue within a bustling practice. Boyd's stools are tailored the needs of dental surgeons and are designed to embody a harmonious fusion of comfort, functionality, and posture support, empowering dental surgeons to perform at the pinnacle of their capabilities while maintaining their well-being during intricate procedures. Your practitioners deserve nothing less than the optimal blend of innovation and comfort, and that's precisely what our Boyd stool design for dental surgeons delivers.



The **BOS-279** is Boyd's most popular seat, offering an ergonomic saddle seat, adjustable seat height and tilt with a floating lumbar support back. The seat is designed for a wide range of adjustments to fit your most comfortable seated position.

<b>BOS-279 Doctor height</b>	<b>BOS-279 Assistant height</b>
Seat height range from 17" - 22"	Seat height range from 20" - 28"
PN: 200-2791	PN: 200-2792

*Shown with upgraded Ultraleather "Wet Sand" (291-3491) upholstery.*

- Fully adjustable padded backrest**  
For proper lumbar support.
- Seat tilt**  
Allow adjustment to the proper pelvic/spine alignment.
- Doctor or assistant height pneumatic cylinders**  
To select the proper height for you and your staff.
- Five neoprene coated dual-wheel casters**  
For smooth movement, reduce office noise and prevent damage to flooring.
- Wide ergonomic seat**  
For added stability and comfort.



# Doctor & Assistant Seating

## Ergonomic & Stylish.



**BOS-46** Features round seat.  
Doctor seat height 19" - 24"  
PN: 200-4610  
Assistant seat height 22" - 30"  
PN: 200-4620



**BOS-248** Features round seat with adjustable back.  
Doctor seat height 19" - 24"  
PN: 200-2481  
Assistant seat height 22" - 30"  
PN: 200-2482



**BOS-249** Features round seat with adjustable seat angle, adjustable back with floating lumbar support.  
Doctor seat height 19" - 24"  
PN: 200-2491  
Assistant seat height 22" - 30"  
PN: 200-2492



**BOS-278** Features ergonomic saddle seat.  
Doctor seat height 17" - 22"  
PN: 200-2781  
Assistant seat height 20" - 28"  
PN: 200-2782



**BOS-256** Features round seat, torso wrap arm and fixed foot ring. Right handed, assistant seat height 22" - 30"  
PN: 200-5672  
Left handed, assistant seat height 22" - 30"  
PN: 200-5673



**BOS-257** Features round seat, adjustable back with lumbar support, torso wrap arm and fixed foot ring. Right handed, assistant seat height 22" - 30"  
PN: 200-5772  
Left handed, assistant seat height 22" - 30"  
PN: 200-5773



### OPTIONS

Fixed Foot Ring for all models (*shown*)  
PN: 60-6400

Adjustable foot ring for all models  
PN: 60-6401

# Prestige Operator Carts

## Organize for Success.

Now with more sleek, contemporary design, our Prestige Operator Carts allow ideal, personalized organization at your side. Boyd recognizes how important it is to prepare for your most significant tasks, now you have piece of mind knowing the right equipment is within arms reach.

### Features:

- A **Removable Plastic Top** designed for easy cleaning, in addition to dual slide-out surfaces for added work space.
- **5" easy-rolling** wheels for smooth transit from patient to patient. Wheels lock for stability.
- **Durable**, scratch-resistants, nylon-reinforced polycarbonate bumper protects cart's exterior from wear and tear.
- **Auto-closing**, ball-bearing drawers.



### Surgical Care Cart

Features lightweight aluminum body and aspects for easy cleaning.  
PN: 380-2400



### Anesthesia Cart

Features optional clear, plastic tilt bins, lightweight aluminum body and aspects for easy cleaning.  
With tilt bins PN: 300-2300  
Without tilt bins PN: 300-2500



### Surgical Devices Cart

Features lightweight aluminum body and aspects for easy cleaning.  
With tilt bins PN: 380-2500



### Dental Implant Cart

Features durable, steel body and full powder coat to withstand medical-grade cleaners.  
PN: 380-2000



### Endodontic Cart

Features lightweight aluminum body and aspects for easy cleaning.  
PN: 380-2100



### Dental Supply Cart

Features durable steel body and full powder coat to withstand medical-grade cleaners.  
PN: 380-2600



### Code ( Emergency ) Cart

Features an Oxygen Tank Holder, Cardiac Board and Mounts, a durable steel body and full powder coat to withstand medical-grade cleaners.  
PN: 380-2200



# Compare Products

	S2615	S2614	S2914	S2601	S2605	E3010LC	E3010LS	E5550X	E5550	E530	E535	PTC653
Weight Capacity (lbs)	500	500	500	500	500	500	500	350	350	350	350	275
Minimum Seat Height (inches) From highest point of seat frame	19.5	19.5	20	22.25	22.25	23.5	20	21.5	21.5	19	19.5	20
Maximum Seat Height (inches) From highest point of seat frame	33.5	33.5	34.5	38	38	31.5	26	35.5	35.5	26	27.5	26
Base Width (inches)	22.5	22.5	24.5	24.5	24.5	22.5	22.5	28.25	28.25	27	27	32.25
Seat Width (inches)	20.5	20.5	20.5	22.5	22.5	20	20	20	20	20	20	22
Length - nominal (inches)	78.5	73	73	72	72	63.5	63.5	78	78	58	58	76.5
Amps	10	10	10	10	10	10	10	10	10		8	
220v AC Convertible	•	•	•	•	•	•	•	•	•			
EATURES												
Number of Motorized Functions	3	4	4	4	4	2	2	2	2		1	
Steel Frame	•	•	•	•	•	•	•	•	•	•	•	•
Putty or Black Trim	•	•	•	•	•	•	•	•	•	•	•	
Trendelenburg Position	•	•	•	•	•	•						•
Single Articulating Headrest	+	+	+	+	+	+	+	+	+	+	+	
Dual Articulating Headrest	•	•	•	•	•	•	•	•	•	•	•	
Standard Headrest	+	+	+	+	+	+	+	+	+	+	+	
Detachable Programmable Foot Control	•	•	•	•	•	•		•	•			
Hand Control (Detachable or Integrated)	+	+	+	+	+	+		•	•			
Power Interrupt (Lock Out)	•	•	•	•	•	•		•	•			
Auto Return to Home	•	•	•	•	•	•	•	•	•			
Safety Stop Feature	•	•	•	•	•	•	•	•	•			
120vAC Duplex Electrical Outlet	•	•	•	•	•	•	•	•				
Cantilever Style Base (14" Stroke)	•	•	•					•	•			
Vertical Column Base (8" Stroke)				•	•	•						
Mobile Base				+	+							
Pump Base										•		
Electric Hydraulic Base											•	
Seat Swivel	+	+	+			+	+			•	•	
Base Swivel				+	+			+	•			
Vinyl Upholstery/Standard Foam	•	•	•	•	•	•	•	•	•	•	•	•
Choice of Upholstery Styles	•	•	•	•	•	•	•	•	•	•	•	
Detachable Upholstery	•	•	•	•	•	•	•	•	•	•	•	
Ultraleather Pro™ Upholstery	+	+	+	+	+	+	+	+	+	+	+	
Memory Foam	+	+	+	+	+	+	+			+	+	
Rail Arm Board Compatible	•	•	•	•	•							
Compensating Arm Compatible	•	•										
Arm Rests						•	•	•	•	•	•	•
Tapered Back	•	•	•	•		•	•	•	•			
Rectangular Back					•							•
Flip-up Tray												•

# The Boyd Product Warranty

We Guarantee Our Products With Pride.



Denver Metro OMS

Our team of craftsmen and technicians fabricate and assemble Boyd products to the highest workmanship standards. Their attention to detail coupled with the products durability has distinguished Boyd as the premier Orthodontic and Pediatric Dental equipment product company in the industry.

Boyd Industries warrants its chair and cabinetry products against component and/or workmanship defects by offering a three year parts and one year labor warranty commencing on the invoice date of your equipment. The company reserves the right to repair or replace, at its sole discretion, any component or assembly deemed defective. The warranty will be voided if products are improperly maintained or installed or altered from its original design. Products distributed by Boyd carry the original equipment manufacturer’s warranty.

Boyd will not be responsible for damage to product or office facilities caused by mishandling during transportation and unloading. All products must be inspected upon recipient with any damage noted with carrier for filing of damage claim.



**CALIFORNIA PROPOSITION 65 WARNING:**  
This product can expose you to chemicals including cumene, nickel compounds and wood dust, which are known to the state of California to cause cancer; di-isodecyl phthalate (DIDP), which is known to the state of California to cause cancer, developmental toxicity and male reproductive toxicity; and lead and lead compounds, which are known to the state of California to cause cancer, developmental toxicity, male reproductive toxicity, and female reproductive toxicity. For more information, go to [www.P65Warnings.ca.gov](http://www.P65Warnings.ca.gov).



***Built to Last. Built for You. Built by Boyd!***

Boyd proudly serves the Orthodontic and Pediatric Dentistry industries and knows the unique requirements of running a successful practice. Our products are designed with both functional and ergonomic features to allow you and your staff to perform at the highest efficiency.

Innovation and quality of craftsmanship are what Boyd is all about.

When buying Boyd, you can be assured you will be receiving the highest quality equipment available on the market today.

Contact us for a design or equipment consultation, or visit our showrooms for tours and product demonstrations.

We look forward to supplying your present and future equipment needs.



12900 44th Street North Clearwater, FL 33762 • 800-255-2693

**P** 727.561.9292 | **F** 727.561.9393

**Customer service** 727.471.5072 | [customerservice@boydind.com](mailto:customerservice@boydind.com)

**Technical Service** 727.471.5071 | [techservice@boydind.com](mailto:techservice@boydind.com)

**[www.boydindustries.com](http://www.boydindustries.com)**



Please recycle this catalog when no longer of use. Thank you!

Proudly designed and  
manufactured in the USA.



EC

REP

Wellkang Ltd  
Suite B, 29 Harley Street  
LONDON, W1G 9QR, U.K.  
[www.CE-Marking.EU](http://www.CE-Marking.EU)

